

Submittal Data: UMAT24HP230V1AD 24,000 BTUH Slim Duct Heat Pump System

Job Name	Location	Date
-----------------	-----------------	-------------

Purchaser	Engineer
------------------	-----------------

Submitted To	For <input type="checkbox"/> Reference <input type="checkbox"/> Approval <input type="checkbox"/> Construction
---------------------	---

Unit Designation	Schedule No.
-------------------------	---------------------

- GENERAL FEATURES**
- Multi-Speed Fan
 - Medium Static Pressure Capability
 - Flexible Return Air From Bottom Or Rear
 - Internal Condensate Drain Pump
 - Sentry Condensate Overflow Protection
 - Wired Remote Controllers
 - Gold Fin Condenser Coating
 - 5 yr. Limited Parts Warranty
 - 7 year Limited Compressor Warranty


System Ratings

Cooling		
Rated Capacity		23,800 BTU/H
Capacity Range		7,400-29,000 BTU/H
Power Input (Max)		2,500 W
SEER		16.0
EER		10.7
Heating at 47° F		
Rated Capacity		27,200 BTU/H
Capacity Range		8,200-32,400 BTU/H
Power Input (Max)		2,750 W
HSPF		10.0
COP		3.4
Heating at 17° F		
Rated Capacity		16,700 BTU/H
Operating Range		
Cooling	(Max)	115°F (46 C)
	(Min)	0°F (-18 C)
Heating	(Max)	75°F (24 C)
	(Min)	0°F (-18 C)
Refrigerant Piping Data		
Gas Pipe Size (OD)		5/8-in
Liquid Pipe Size (OD)		3/8-in
Connection Method		Flared
MAX Refrigerant Pipe Length		98-ft
MIN Refrigerant Pipe Length		10-ft
MAX Refrigerant Pipe Elevation		49-ft

Indoor Unit Data

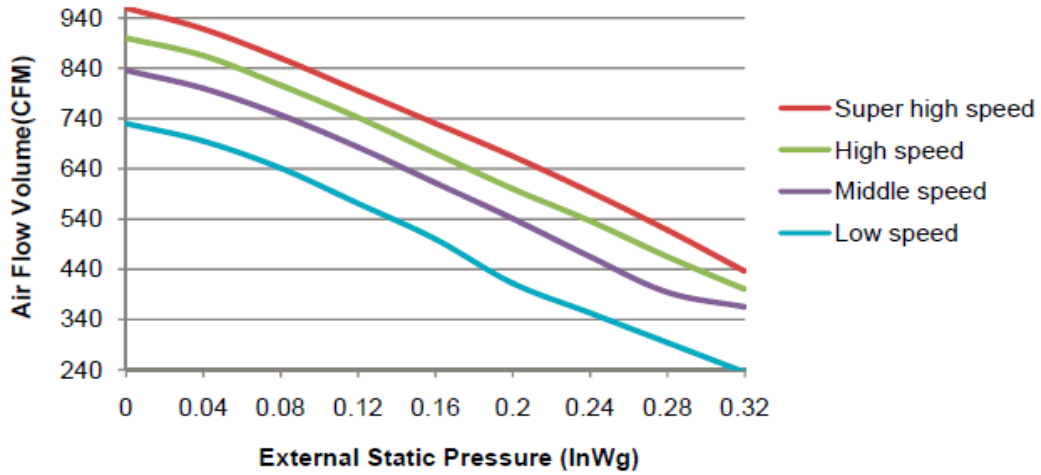
Fan Motor	Output Power	1/5HP
	FLA	1.3 A
Airflow		
	Cooling Wet (Lo/Hi)	570/820 CFM
	Heating Dry (Lo/Hi)	570/820 CFM
Sound Pressure Level		
	Cooling (Min/Max)	40/47 db(A)
	Heating (Min/Max)	40/47 db(A)
Dehumidification		
		0.9 pt/hr
Condensate Drain Lift (Height)		
		39-in
Power Supply		
	Normal Operational Voltage	208/230 V, 1 Phase, 60 Hz
	Voltage Range	187 - 253 V
	Interconnecting Cable Wire Size	18-2 AWG
	MCA	2.0A
	MOCP/Breaker Size	15A

Outdoor Unit Data

Compressor		DC Inverter Driven Rotary
Refrigerant Type		R410A
Fan Motor	Output Power	1/6HP
	FLA	1.5 A
Sound Pressure		
	Cooling/Heating	57/57 db(A)
Power Supply		
	Normal Operational Voltage	208/230 V, 1 Phase, 60 Hz
	Voltage Range	187 - 253 V
	MCA	24.0A
	MOCP/Breaker Size	40A

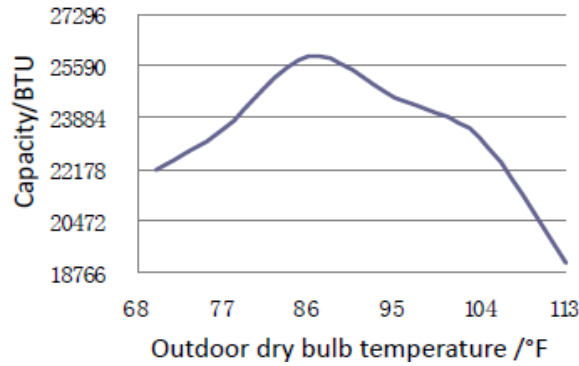


FAN PERFORMANCE CURVES

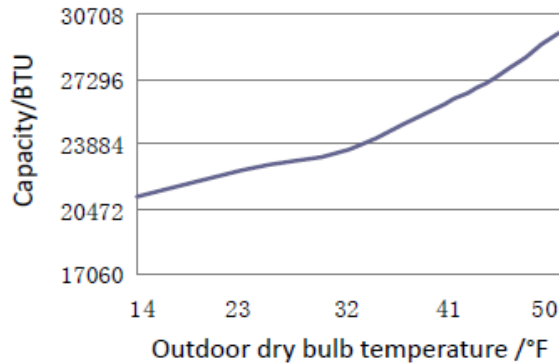


EXTENDED RATINGS

COOLING PERFORMANCE



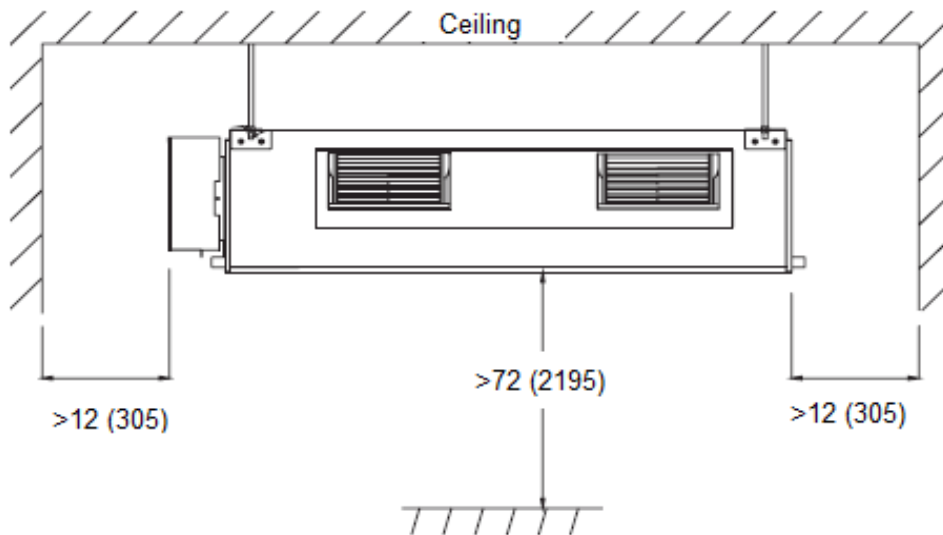
HEATING PERFORMANCE



MINIMUM SPACING REQUIREMENTS

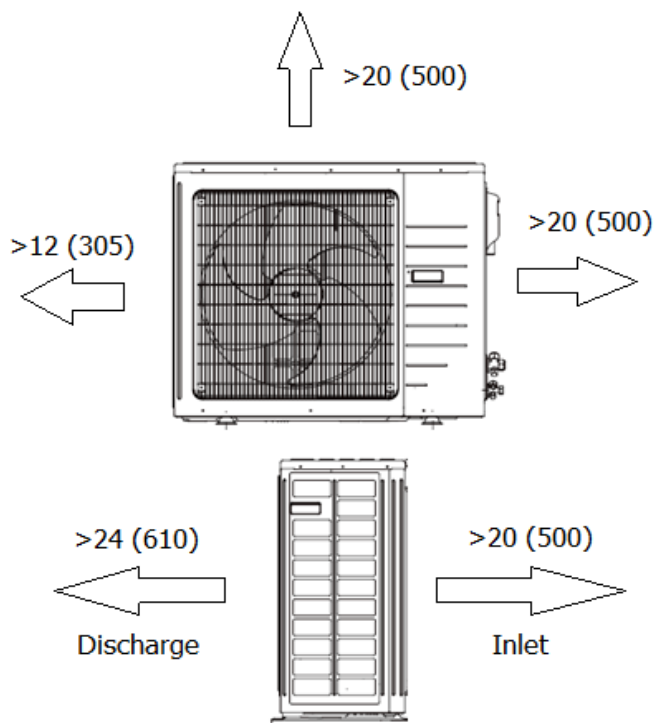
Units: inch (mm)

INDOOR



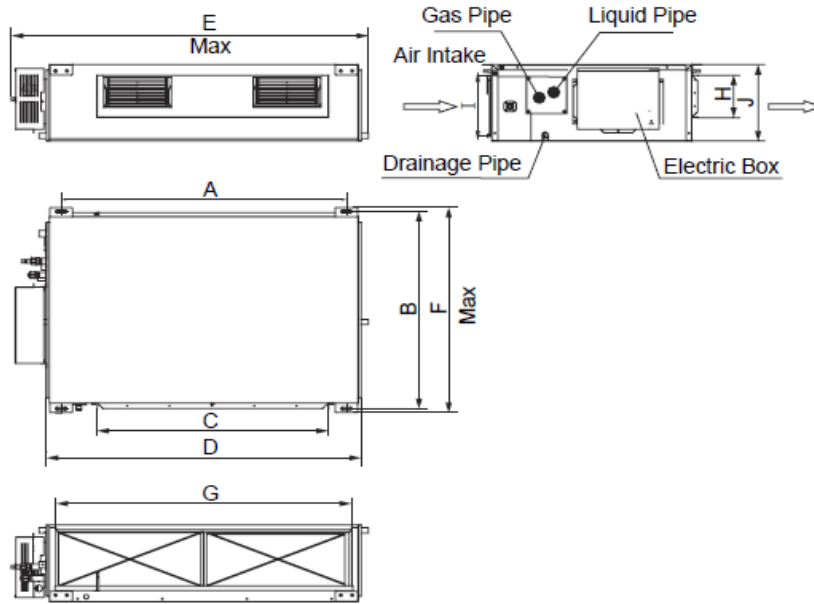
Units: inch (mm)

OUTDOOR



INDOOR UNIT DIMENSIONS & WEIGHTS

Units: inch (mm)



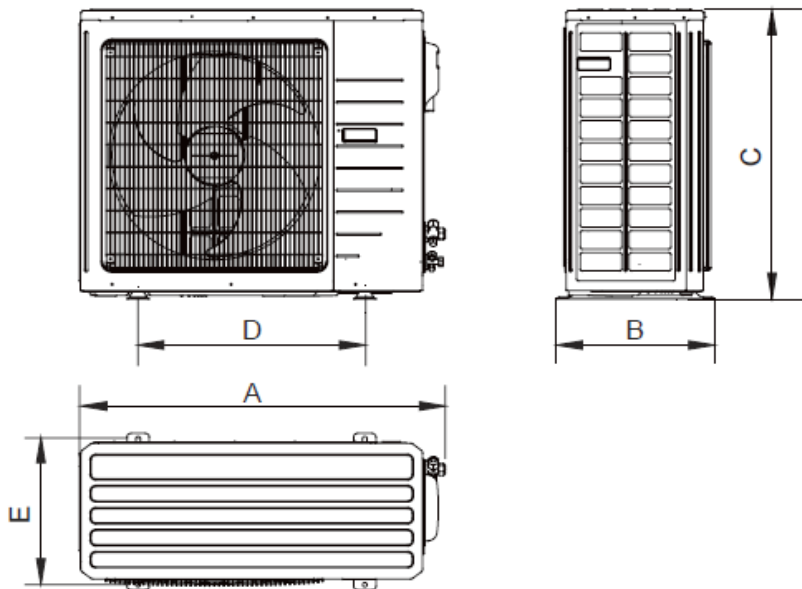
A	43.375	(1101)
B	20.375	(517)
C	32.25	(820)
D	45.625	(1159)
E	50.38	(1279)
F	22.0	(558)
G	39.5	(1002)
H	6.25	(160)
I	9.3	(235)
J	10.5	(268)

Net Weight	75 lbs
Shipping Weight	86 lbs

Liquid Line Valve	3/8-in OD Flared
Gas Line Valve	5/8-in OD Flared
Drain Connector	1-in OD

OUTDOOR UNIT DIMENSIONS & WEIGHTS

Units: inch (mm)



A	38.625	(980)
B	16.75	(427)
C	31.125	(790)
D	24.0	(610)
E	15.5	(395)

Net Weight	152 lbs
Shipping Weight	163 lbs

Liquid Line Valve	3/8-in OD Flared
Gas Line Valve	5/8-in OD Flared

Notes:

1. Recommended Communication Cable Type 18-2 AWG Stranded Copper THHN 600V Wire
2. Power wiring cable size must comply with applicable national and local codes.
3. Test conditions are based on AHRI 210/240.



Specifications are subject to change without notice. Manufacturer reserves the right to discontinue or modify specifications or designs without notice or without incurring obligations. All rights reserved.